


Tips for Electronic Resources 3 How to Use Article Linker

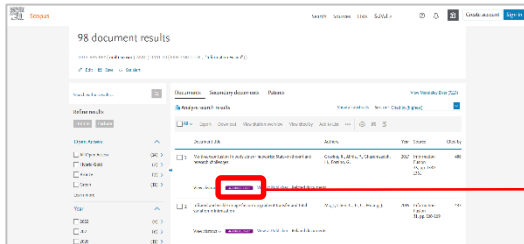
What is Article Linker?

Article Linker is a service that navigates you from the search results of a secondary literature database (searching articles and papers) to the full texts. If full text is not available, you can refer to the links to other databases including DOORS and Google Scholar.

Where can I use it?

- On DOGS Plus, clicking the hyperlinked URL in the search result page will redirect you to the corresponding page on Article Linker.
- There should be an icon  on the search result page on a secondary literature database linked with the university. Clicking this icon will redirect you to the corresponding page on Article Linker.

<Secondary literature database search result: Scopus>



<Secondary literature database search result: BookPlus>



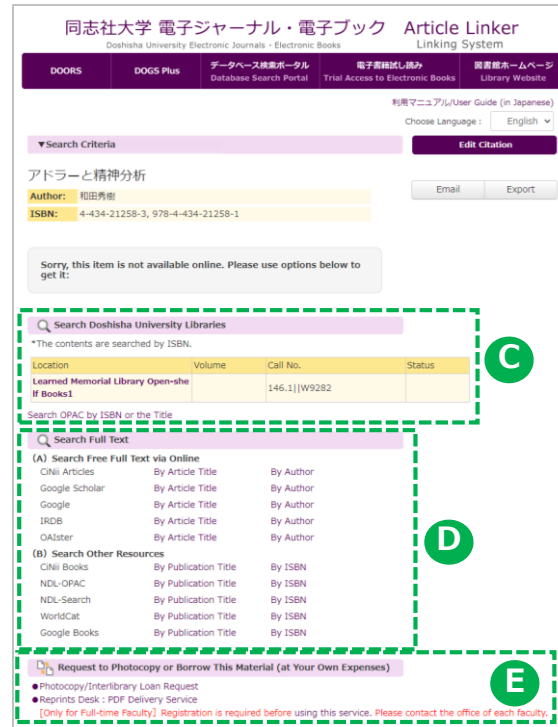
1. Article Linker Display

<If the item is available online>
You can view the online contents.



<If the item is not available online>

Please check the availability of a print version in the university's collection, or websites that offer access to full-text articles for free.



A Search Criteria

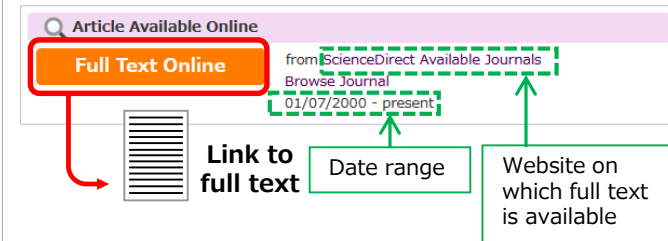
Citation information of the electronic resource is displayed.

★How to save the search results

- Email**
Select a citation style, enter your name, email address and subject and click the "Send Email" button.
- Export**
Select an output style such as RefWorks and click the "Export" button. If you select Plain Text or HTML, choose a citation style from the pull-down menu.

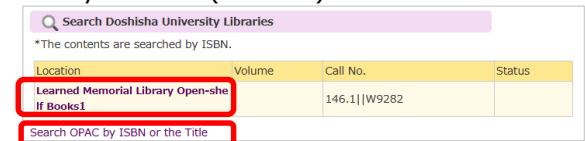
B Article Available Online

Clicking the link to the full text will redirect you to the corresponding page for the electronic resource.



C Search Doshisha University Libraries

If the university has the item in its collection, its holding information is displayed. Click Location to view the search results on the university's OPAC (DOORS).



Click "Search OPAC by ISSN/ISBN or the Title" to search again within the university's collection.

D Search Full Text

- (A) You can search free full text via online.
- (B) You can search other resources.

E Request to Photocopy or Borrow Material *at your own expenses

Click "Photocopy/Interlibrary Loan Request" to open the request form.

*A different icon or phrase may be displayed on some databases.